












APPENDIX B

W/L (“Whiskey Flag”) Fleet Courses	
	Etchells – Long Shields – Long Luders – Short
 	Etchells – Long Shields – WA Luders – Short
 	Etchells – Long Shields – Short Luders – Short

Course Length Flags	
	Three legs
	Four legs
	Five legs
	Six Legs

	Gates will be used for leeward turning marks 
---	--

APPENDIX B

Diagram of W/L (“Whiskey flag”) Courses

<i>Course</i>	Marks		<i>Course</i>	Marks
W4L	Start, 1L, 2, 1L, Finish		W3L	Start, 1L, 2, Finish
W4S	Start, 1S, 2, 1S, Finish		W3S	Start, 1S, 2, Finish
W4A	Start, 1L, 2, 1S, Finish		W5L	Start, 1L, 2, 1L, 2, Finish
W6L	Start, 1L, 2, 1L, 2, 1L, Finish		W5S	Start, 1S, 2, 1S, 2, Finish
W6A	Start, 1L, 2, 1S, 2, 1S, Finish		W5A	Start, 1L, 2, 1S, 2, Finish
W6S	Start, 1S, 2, 1S, 2, 1S, Finish			

